

9 Free Knitting Patterns for

Valentine's Day



9 Free Knitting Patterns for Valentine's Day

Copyright 2011 by Prime Publishing LLC

All rights reserved. No part of this book may be reproduced or transmitted in any form or by any means, electronic or mechanical, including photocopying, recording, or by any information storage or retrieval system, without written permission from the publisher, except in the case of brief quotations embodied in critical articles and reviews.

Trademarks are property of their respective holders. When used, trademarks are for the benefit of the trademark owner only.

Published by Prime Publishing LLC, 3400 Dundee Road, Northbrook, IL 60062 – www.primecp.com



[Free Knitting Projects](#)



[Free Crochet Projects](#)



[Free Sewing Projects](#)



[Free Craft Projects](#)

Letter from the Editors

Happy Valentine's Day, Fellow Knitters!

Whatever you are planning on doing to celebrate Valentine's Day, you can't go wrong by presenting those you care about with a knitted gift. Knitting your presents can save you money, and unlike a box of chocolates, they'll last a lifetime.

In this eBook you'll find 9 beautiful patterns that would make wonderful gifts for everyone you love. Knit your little one a Heart-shaped scarf, p. 14, or a cozy Candy Cardigan, p. 9. Not sure what to get your spouse? Pair that bouquet of flowers with a luxurious Valentine's Ruby Throw, p. 8. My personal favorite is the cute Valentine's Heart Rings, p. 13. Stuff some of these into a gift basket along with some candy and you have a heart felt (pun intended) gift.

For more free knitting patterns, videos and tips, visit www.AllFreeKnitting.com.

We hope you have a wonderful holiday!

Sincerely,

The Editors of AllFreeKnitting

www.AllFreeKnitting.com

Table of Contents

Festive Featured Patterns 5	Besotted Scarf..... 11
Knit and Felt Hearts5	Hearts and Flowers12
Cute Heart Mug Rug 7	Heartfelt Mini Hearts..... 12
Valentine's Ruby Throw8	Valentine Heart Rings 13
Cozy Gifts for Your Loved Ones..... 9	Hearts Scarf Pattern 14
Candy Cardigan9	
Sweetheart Socks.....10	

Festive Featured Patterns

Knit and Felt Hearts

By: Maddy Cranley for Maddycraft.com

This knit and felt project is an easy one. It's a relaxing craft as well. It can be used as a hand warmer, a muscle relaxer or just a decoration.



Materials:

- Yarn (see, Felting Tips)
 - 8"/20cm length of ¼"/8mm wide ribbon
 - Sewing thread and needle
 - Length of yarn, in a contrast color for overcast edging, optional
 - A herbal tea bag, (cammomile, mint, fruit-flavored), optional
 - Rice (uncooked, long or short grain, white or brown)
- Pattern Each grid square = 1"/2.5cm

Tips:

- Always use a natural fiber yarn obtained from an animal source, most often wool.
- Angora, alpaca, cashmere, mohair, and blends of these yarns are also suitable.
- Do not use a wool yarn that is labelled Superwash.

Knitting Instructions

1. Felting will shrink a knitted piece by approximately 20%, although this can vary.
2. After deciding the finished size of the grid from which to cut the heart shape, increase the size of the piece to knit, by 20% (e.g., to obtain a felted 5"/13cm square, the knitted size should be approximately 6"/15cm square before felting).
3. Knit the square in stocking (stockinette) stitch and proceed with the felting instructions.

Felting Instructions

1. The most efficient felting method is a full washing machine cycle set at "Hot" or "Whites".
2. Run through the normal washing cycle, including rinse and spin dry.
3. It may require two or more washing cycles to obtain the felted finish.
4. When the felting is held up to a strong light, the stitches and rows are barely visible.
5. Allow the felted knitting to dry thoroughly before assembling the hearts.
6. When dry, brush the felting for a smoother surface texture.
7. Felted items can also be pressed lightly with a low-setting steam iron and a damp cloth.

Finishing

1. Print out the heart pattern and cut two pieces from the felted knitting. With WS together, using needle and thread, join the two heart shapes by working a small

9 Free Knitting Patterns for Valentine's Day

overcast stitch around the edge, ensuring the seam is securely closed and leaving a small opening.

2. Fill the heart with the rice and tea (if using) and sew the opening closed.
3. With the contrast color yarn, work an overcast stitch around the edge of the heart.
4. Tie an 8"/20cm length of ribbon into a bow and secure with a small sewing stitch.
5. Do not use a metal safety pin to attach the ribbon.

Heating Instructions

1. The felted hearts if made from the materials listed can be heated and used as a soothing wrist rest while computer mousing, a spot muscle relaxer, or a hand warmer.
2. Place the felted heart in the microwave and heat in 30-second increments for NO MORE than one minute. With cloth or oven glove, remove from the microwave and enjoy!

9 Free Knitting Patterns for Valentine's Day

Cute Heart Mug Rug

By: Pat Veretto

This free knitting pattern is great for any time of year. It's a little coaster you can keep your coffee mug on. The heart adds the perfect embellishment for this pattern. It'll make a great gift.



Row 14: k2, p1, k13, p1, k2
Row 15: k3, p6, k1, p6, k3
Row 16: k2, p1, k6, p1, k6, p1, k2
Row 17: k4, p4, k3, p4, k4
Row 18: k2, p2, k4, p3, k4, p2, k2
Row 19: knit across
Row 20: k2, p15, k2
Knit 3 rows and bind off.

Materials:

- Knitting needles, size 6
- One skein Lily Sugar'n Cream Country Red or color of your choice (makes 6)
- Crochet hook for making fringe

Gauge:

9 stitches = 2 inches (not critical)

Cast on 19 stitches. Knit three rows, then begin pattern.

Instructions:

Row 1: k9, p1, k9
Row 2: k2, p7, k1, p7, k2
Row 3: k8, p3, k8
Row 4: k2, p6, k3, p6, k2
Row 5: k7, p5, k7
Row 6: k2, p5, k5, p5, k2
Row 7: k6, p7, k6
Row 8: k2, p4, k7, p4, k2
Row 9: k5, p9, k5
Row 10: k2, p3, k9, p3, k2
Row 11: k4, p11, k4
Row 12: k2, p2, k11, p2, k2
Row 13: k3, p13, k3

9 Free Knitting Patterns for Valentine's Day

Valentine's Ruby Throw

By: Caron International Yarns

Wrap the person you love in this beautiful Valentine's Ruby Throw. They'll appreciate the time you took to make it, plus it's perfect for Valentine's Day.



Materials:

- Caron Jewel Box™ (64% acrylic, 20% rayon, 16% polyester; 2.5oz/70.9g, 100yds/92m): 11 skeins in #0020 Ruby
- 5.5mm (US size 9) knitting needles, or size to obtain gauge;
- 5mm (US size H/8) crochet hook

Finished Size:

30" X 57" [excluding fringe]

GAUGE

Using 5.5mm ndls and St st: 16 sts and 24 rows = 4"/10cm

STITCHES USED

Stockinette stitch (St st): Knit side = RS

Reverse Stockinette stitch (rev St st): Purl side = RS

Instructions:

PATTERN SEQUENCE (28-row rep)

Rows 1 (RS) – 24: Work in St st.

Rows 25 – 28: Work in rev St st.

Rep Rows 1 – 28 for Patt Sequence.

THROW

CO 112 st; work in Patt Sequence for 332 rows, end with Row 24 (WS row).

BO all sts loosely.

FINISHING

Block piece to measurements. Weave in ends.

Side Edges: Using crochet hook, work 1 row sc and then 1 row rev sc along ea side edge.

FRINGE (Optional)

Cut pieces 12" long. Using crochet hook and 4 strands held tog, attach Fringe 1" apart along both ends. Trim to desired length.

WASHING INSTRUCTIONS

Hand washing and drying: Turn inside out and wash gently in warm water using a mild detergent. Gently rinse well in cold water. Lay flat on a towel and roll in towel to remove excess water. DO NOT WRING, STRETCH OR HANG TO DRY.

HANDLING INSTRUCTIONS

When using Jewel Box, be sure to tie a knot at the beginning of each skein and at both yarn ends when joining. A small amount of shedding can be expected when using this yarn under normal conditions.

9 Free Knitting Patterns for Valentine's Day

Cozy Gifts for Your Loved Ones

Candy Cardigan

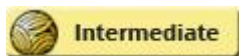
By: Heidi and Anna from Pickles

This Candy Cardigan is not only perfect for the winter, but it would make a beautiful Valentine's Day gift for a 6-month old. With beautiful pastel colors, this cardigan looks delicious enough to eat - however, we don't recommend doing so.



Knitting Needle Size: 2 or 2.75 mm, 6 or 4 mm,
Circular Knitting Needles

Yarn Weight: (4) Medium Weight/Worsted Weight
and Aran (16-20 stitches to 4 inches)



[Click Here for Knitting Pattern](#)

9 Free Knitting Patterns for Valentine's Day

Sweetheart Socks


By: Heidi and Anna from Pickles

Knit yourself and your sweetheart a pair of these Sweetheart Socks. You know you want to be one of those couples who match! This pattern is perfect for Valentine's Day.



Knitting Needle Size: 6 or 4 mm

Yarn Weight: (3) Light/DK (21-24 stitches to 4 inches)



[Click Here for Knitting Pattern](#)

9 Free Knitting Patterns for Valentine's Day

Besotted Scarf

By: Hello Yarn

Make your loved one something special for Valentine's Day by knitting them a Besotted Scarf. Textured with X and O letters, this scarf will surely get you tons of hugs and kisses once received.



Knitting Needle Size: 8 or 5 mm

Yarn Weight: (4) Medium Weight/Worsted Weight and Aran (16-20 stitches to 4 inches)



[Click Here for Knitting Pattern](#)

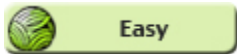
9 Free Knitting Patterns for Valentine's Day

Hearts and Flowers

Heartfelt Mini Hearts

By: Project and Images Courtesy of Berroco

Use just a skein of yarn to make 15 Heartfelt Mini Hearts. This free knitting pattern is perfect for Valentine's Day.



Knitting Needle Size: 9 or 5.5 mm

Yarn Weight: (4) Medium Weight/Worsted Weight
and Aran (16-20 stitches to 4 inches)


[Click Here for Knitting Pattern](#)

9 Free Knitting Patterns for Valentine's Day

Valentine Heart Rings

By: pieKnits

If you're looking for an easy Valentine's Day knitting project, make some Valentine Heart Rings for your loved ones. These rings are a breeze to knit and they make fabulous gifts.



Knitting Needle Size: 1 or 2.25 mm

Yarn Weight: (0) Lace (33-40 stitches to 4 inches).
Includes crochet thread.


[Click Here for Knitting Pattern](#)

9 Free Knitting Patterns for Valentine's Day

Hearts Scarf Pattern

By: Soapbox

For Valentine's Day, show someone special that you care and use this Hearts Scarf Pattern to make them a cozy scarf. Complete with a gray border and a delicate heart design, this free knitting pattern will be a hit on the big day.



Knitting Needle Size: 10.5 or 6.5 mm

Yarn Weight: (4) Medium Weight/Worsted Weight
and Aran (16-20 stitches to 4 inches)

[Click Here for Knitting Pattern](#)



Included in this eBook:

- Knit and Felt Hearts
- Cute Heart Mug Rug
- Valentine's Ruby Throw
- Candy Cardigan
- Sweetheart Socks
- Hearts Scarf Pattern

Sign up for our [free knitting newsletter](#) and receive more low-cost collections, free knitting projects, knitting tips, knitting tutorials and more right in your inbox every week.